

KEY FACTS ON GEORGIA FOUNDATIONS

September 2008

Selected Grantmaker Data, 2006

In 2006, 1,399 independent, corporate, community, and operating foundations headquartered in Georgia held assets of nearly \$11.5 billion and gave more than \$736 million in grants. The number of foundations and their assets increased significantly between 2001 and 2006. Yet, total giving was nearly unchanged, partly due to the fact that foundations are still recovering from post-9/11 economic downturns.

Georgia's foundations are slowly getting larger. In 2006, the number of foundations with \$1 million or more in assets increased by 3 percent (51 foundations) from 2005. The percentage of foundations by total giving range remained relatively unchanged from 2005.

Although their positions in the rankings may change, Georgia's top 10 foundations by giving and assets remain relatively stable and are mainly independent foundations. The Turner Foundation was once again among the top 10 by giving in 2006 after an absence of several years.

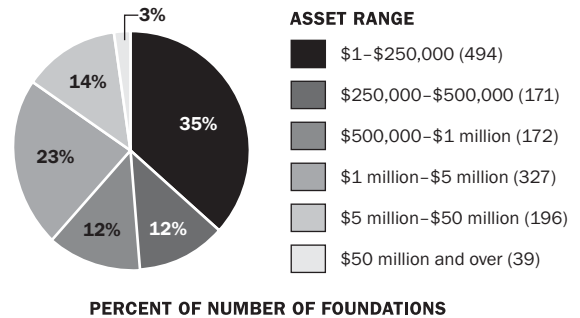
Among the state's 10 largest foundations by assets, all except the University Financing Foundation saw their assets increase in 2006. The Marcus Foundation and Zeist Foundation were new to the list of top 10 by assets.

Summary Statistics for Georgia Foundations, 2001 and 2006

	2001	2006	% change
No. of Foundations	1,257	1,399	11
Total Giving	\$727,270,448	\$736,732,855	1
Total Assets	\$8,829,639,469	\$11,473,604,837	30
Gifts Received	\$394,038,005	\$891,268,451	126

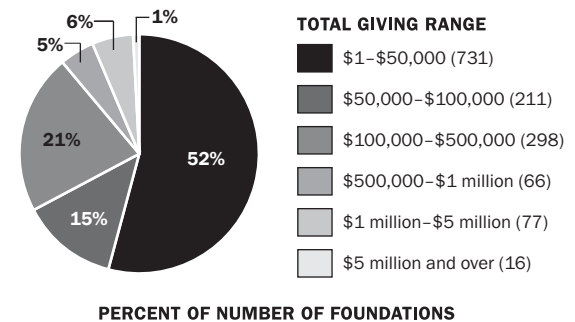
Note: Percent change represents current dollars. Figures exclude grantmaking public charities.

Georgia Foundations by Asset Range, 2006



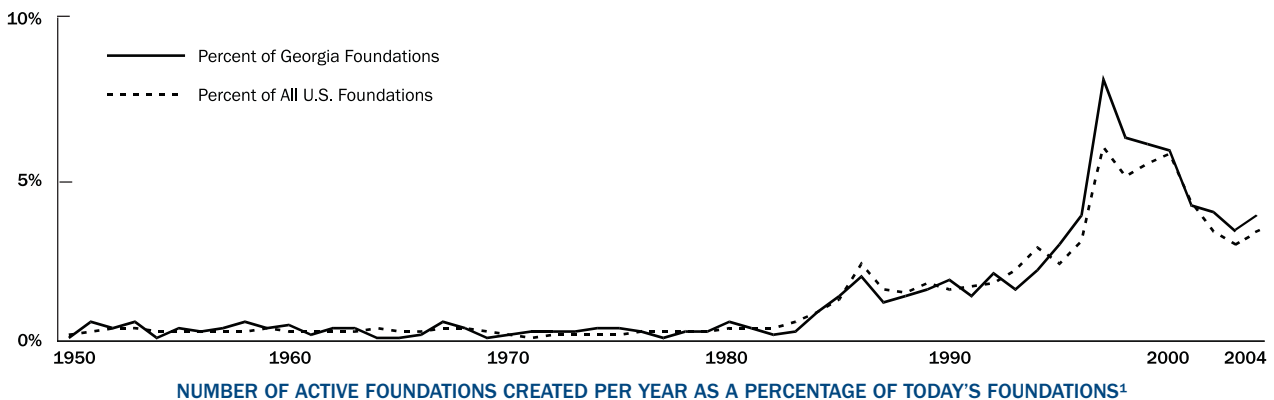
Note: Based on 1,399 grantmaking Georgia foundations. Actual number per category shown in parentheses. Due to rounding, percentages may not total 100.

Georgia Foundations by Total Giving Range, 2006



Note: Based on 1,399 grantmaking Georgia foundations. Actual number per category shown in parentheses. Due to rounding, percentages may not total 100.

Establishment of Georgia Foundations by Year



¹ Based on 1,399 grantmaking Georgia foundations in 2006. Data incomplete after 2004. A total of 71 Georgia foundations established in 2005 or 2006 are currently included in the Foundation Center's database. Excludes 241 Georgia foundations established before 1950 or lacking establishment information.

Top 10 Georgia Foundations by Total Giving, 2006

Foundation Name	Foundation Type ¹	Total Giving ²	Fiscal Date
1. Robert W. Woodruff Foundation	IN	\$100,309,712	12/31/2006
2. The Community Foundation for Greater Atlanta	CM	89,391,237	6/30/2006
3. The UPS Foundation	CS	41,360,430	12/31/2006
4. The Marcus Foundation, Inc.	IN	33,681,434	12/31/2006
5. J. Bulow Campbell Foundation	IN	29,022,499	12/31/2006
6. The Coca-Cola Foundation, Inc.	CS	23,834,669	12/31/2006
7. The Goizueta Foundation	IN	23,394,069	12/31/2006
8. The Arthur M. Blank Family Foundation	IN	19,485,244	12/31/2006
9. Bradley-Turner Foundation, Inc.	IN	17,478,783	12/31/2006
10. Turner Foundation, Inc.	IN	8,576,439	12/31/2006

Rankings exclude grantmaking public charities.

¹ IN = Independent Foundation; CM = Community Foundation; CS = Corporate Foundation.

² Includes grants, scholarships, and employee matching gifts; excludes set-asides, loans, PRIs, and program expenses.

Top 10 Georgia Foundations by Assets, 2006

Foundation Name	Foundation Type ¹	Total Assets	Fiscal Date
1. Robert W. Woodruff Foundation	IN	\$2,250,689,422	12/31/2006
2. The Community Foundation for Greater Atlanta	CM	638,817,268	6/30/2006
3. J. Bulow Campbell Foundation	IN	624,968,246	12/31/2006
4. The Goizueta Foundation	IN	442,555,715	12/31/2006
5. The University Financing Foundation, Inc.	OP	388,043,151	12/31/2006
6. Zeist Foundation, Inc.	IN	254,720,083	12/31/2006
7. Callaway Foundation, Inc.	IN	201,295,422	9/30/2006
8. The Marcus Foundation, Inc.	IN	187,701,601	12/31/2006
9. The Wilbur and Hilda Glenn Family Foundation	IN	181,143,616	12/31/2006
10. Georgia Power Foundation, Inc.	CS	151,930,586	12/31/2006

Rankings exclude grantmaking public charities.

¹ IN = Independent Foundation; CM = Community Foundation; CS = Corporate Foundation;

OP = Operating Foundation.

Selected Giving Patterns, 2006

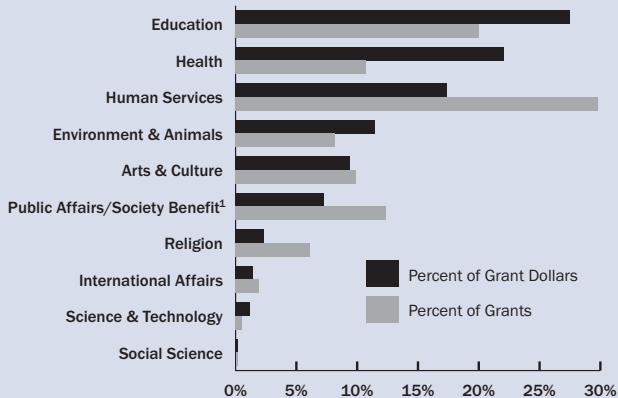
Georgia foundations in the Foundation Center's 2006 grants sample favored education, especially higher education. Human services received the highest number of grants, followed by education and public affairs/society benefit. These trends by number of grants closely reflected national giving; however, arts and culture received the third highest number of grants nationally.

This sample showed two notable changes in the distribution of dollars between 2005 and 2006: an 87 percent increase in funding for health, and a 61 percent decrease in funding for public affairs/society benefit. The health funding increase can be attributed primarily to the Robert W. Woodruff Foundation's exceptional \$40 million building/renovation grant to Emory University's Woodruff Health Sciences Center. Meanwhile, funding for public affairs/society benefit in 2006 decreased to 2004 levels. Grants for this subject in 2005 far

exceeded the usual levels, most likely due to the Callaway Foundation's \$6.5 million building/renovation grant to the City of LaGrange and the Marcus Foundation's \$4.8 million grant to the American Friends of the Israel Democracy Institute for general operating support. These examples illustrate how a few exceptionally large grants can cause dramatic year-to-year fluctuations in grant dollars even though the number of grants for the same subject may remain relatively unchanged.

Fifty-two percent of the 2006 grants sample had identifiable types of support. The largest share of grants funded specific programs and projects. However, by far the largest share of Georgia foundations' grant dollars (59 percent) supported building, renovations, and other capital projects in 2006, up from 47 percent in 2005, due to the Woodruff Foundation's \$40 million grant.

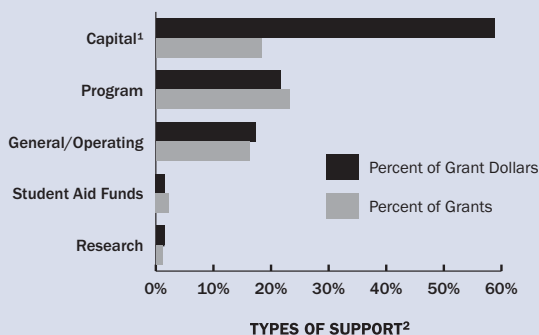
Georgia Foundations' Giving by Major Subject, 2006



Note: Based on grants of \$10,000 or more awarded by a sample of 20 larger Georgia foundations.

¹ Includes civil rights and social action, community improvement and development, philanthropy and voluntarism, and public affairs.

Georgia Foundations' Giving by Types of Support, 2006



Note: Based on grants of \$10,000 or more awarded by a sample of 20 larger Georgia foundations.

¹ Capital support includes endowment funds.

² Approximately 15 percent of grant dollars and 48 percent of grants could not be coded for a type of support due to a lack of sufficient descriptive information.