

HIGHLIGHTS OF FOUNDATION GIVING TRENDS

Seven out of 10 major fields benefited from double-digit gains in 2007

More than 1,300 of the largest U.S. private and community foundations increased funding for nearly all of the 10 major subject areas in 2007, despite the first signs of an economic downturn in the latter half of the year. Overall, grant dollars awarded by sampled foundations rose 13.2 percent between 2006 and 2007, and seven of the major fields posted double-digit gains in support. These fields included education, the environment and animals, health, human services, public affairs/society benefit, science and technology, and the social sciences. The number of grants awarded by sampled foundations increased 7.1 percent, from 140,484 to 150,392.

Among major subject areas, the environment and animals, human services, science and technology, and public affairs/society benefit experienced the fastest growth in support between 2006 and 2007. In contrast, the fields of arts and culture and international affairs, development, and peace recorded modest reductions in grant dollars. Despite the decrease in support for international affairs, overall funding for international activities—which cuts across the other nine subject areas and includes U.S.-based international programs and overseas recipients—reached a record 23.4 percent of grant dollars in 2007.

13.2%

Increase in giving by sampled foundations between 2006 and 2007

1,339

Number of foundations included in the 2007 sample, accounting for over half of giving by all U.S. foundations

188

Number of grants of \$10 million or more awarded by sampled foundations in 2007

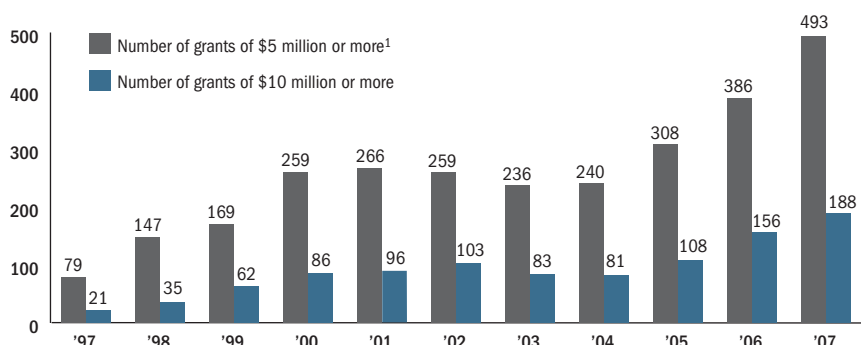
23.4%

International giving's record share of overall grant dollars

Education

Top-ranked field by share of 2007 grant dollars—22.8%

Foundations awarded a record 188 grants of \$10 million+ in 2007



Source: The Foundation Center, *Foundation Giving Trends*, 2009. Based on all grants of \$10,000 or more awarded by a sample of over 1,000 larger foundations.

¹Figures include grants of \$10 million or more.

CHANGE IN GIVING, 2007

- ◆ Giving by sampled foundations rose 13.2 percent to \$21.6 billion
- ◆ Number of grants increased 7.1 percent to 150,392
- ◆ Total number of grants of \$10 million or more reached a record 188

GIVING BY SUBJECT FOCUS

- ◆ Eight of the 10 major fields showed increases in grant dollars in 2007
- ◆ Environment and animals, human services, science and technology, and public affairs/society benefit posted the fastest rates of growth in funding in 2007
- ◆ Education and health benefited from the largest shares of grant dollars
- ◆ Human services led by share of number of grants

- ◆ Between 2004 and 2007, education, the environment and animals, health, human services, international affairs, science and technology, and the social sciences benefited from double-digit average annual rates of growth

GIVING BY RECIPIENT ORGANIZATION TYPE

- ◆ Grants in the 2007 sample benefited 59,987 unique recipient organizations
- ◆ The largest share of funding targeted educational institutions
- ◆ Human service organizations benefited from the largest share of number of grants

GIVING BY TYPES OF SUPPORT

- ◆ Half of 2007 grant dollars provided program support
- ◆ General support accounted for a consistent 19 percent of giving
- ◆ Capital support's share of grant dollars slipped from 17.7 percent to 16.5 percent

General Foundation Funding Patterns, 2007

| Subject | Dollar Amount | % | No. of Grants | % |
|---|---------------------|--------------|----------------|--------------|
| Arts and Culture | \$2,293,719 | 10.6 | 21,527 | 14.3 |
| Education | 4,944,387 | 22.8 | 30,099 | 20.0 |
| Environment and Animals | 1,471,804 | 6.8 | 9,884 | 6.6 |
| Health | 4,910,707 | 22.7 | 19,690 | 13.1 |
| Human Services | 3,232,565 | 14.9 | 39,051 | 26.0 |
| International Affairs, Development, and Peace | 975,900 | 4.5 | 3,566 | 2.4 |
| Public Affairs/Society Benefit ¹ | 2,358,153 | 10.9 | 17,158 | 11.4 |
| Science and Technology | 635,710 | 2.9 | 2,765 | 1.8 |
| Social Sciences | 295,445 | 1.4 | 1,325 | 0.9 |
| Religion | 452,925 | 2.1 | 5,210 | 3.5 |
| Other | 78,593 | 0.4 | 117 | 0.1 |
| Total | \$21,649,909 | 100.0 | 150,392 | 100.0 |

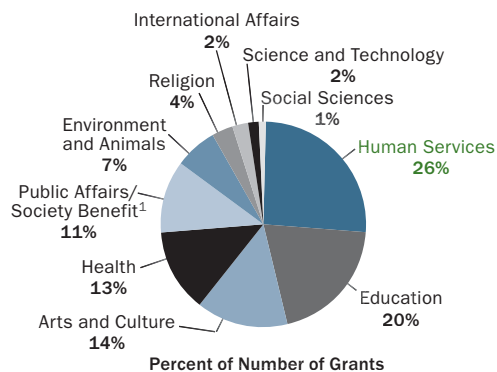
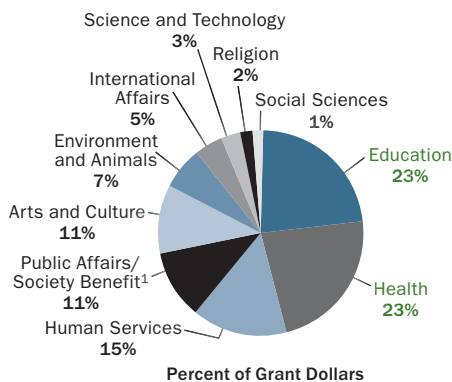
Source: *Foundation Giving Trends*, 2009. Based on all grants of \$10,000 or more awarded by a sample of 1,339 larger foundations. Dollar figures in thousands; due to rounding, figures may not add up.

¹Includes civil rights and social action, community improvement and development, philanthropy and volunteerism, and public affairs.

Foundation Giving in Times of Economic Distress

While there are no guarantees that future action will mirror past behavior, a recent examination of giving by U.S. foundations during the economic downturn of the early 2000s found that overall grantmaking priorities by major field of activity did not shift suddenly and over the longer term were remarkably consistent. This pattern also held true for international grantmaking. In general, these findings reflect a steady commitment among funders to their missions and grantmaking priorities and guidelines, regardless of fluctuations in the overall level of their giving. For more details see *Do Foundation Giving Priorities Change in Times of Economic Distress?* available at foundationcenter.org/focus/economy.

Education and health accounted for the largest shares of foundation grant dollars in 2007; human services led by share of grants



Source: The Foundation Center, *Foundation Giving Trends*, 2009. Based on all grants of \$10,000 or more awarded by a sample of 1,339 larger foundations. Due to rounding, figures may not add up.

¹Includes civil rights and social action, community improvement and development, philanthropy and volunteerism, and public affairs.

GIVING FOR SPECIFIC POPULATIONS

- ◆ The economically disadvantaged benefited from the largest share of grant dollars; children and youth accounted for the largest share of grants
- ◆ Funding specifically benefiting the economically disadvantaged rose to a record \$5.3 billion
- ◆ Support for women and girls increased 14.1 percent between 2006 and 2007

INTERNATIONAL GIVING

- ◆ International giving by sampled foundations surpassed \$5 billion in 2007
- ◆ A record 23.4 percent of overall grant dollars targeted international support
- ◆ Funding for U.S.-based programs jumped nearly 40 percent, while giving for overseas recipients declined modestly

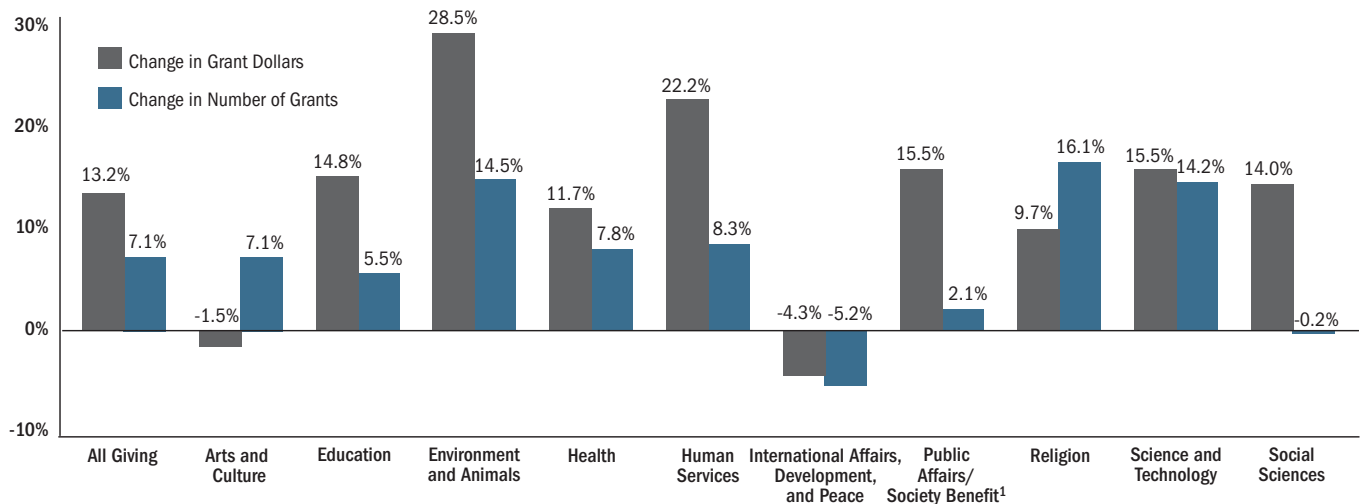
GIVING BY FOUNDATION TYPE

- ◆ Independent foundations allocated the largest shares of grant dollars for health, the environment, international affairs, science, and the social sciences
- ◆ Corporate foundations provided the biggest share of giving for public affairs/society benefit (including federated funds)
- ◆ Community foundations gave proportionately more to education, human services, arts and culture, and religion than other types of grantmakers

GIVING TRENDS BY FOUNDATION REGION

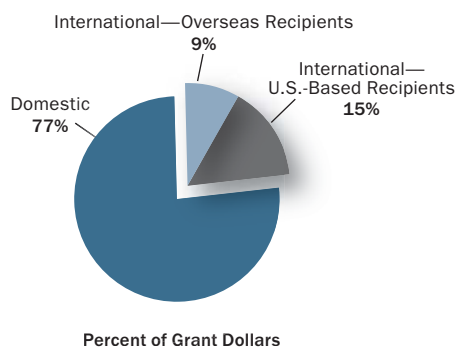
- ◆ Western foundations provided the largest share of grant dollars awarded
- ◆ Northeastern, Midwestern, and Southern grantmakers favored support for education; Western foundations awarded the largest share of their grant dollars for health

Seven of the 10 major fields posted double-digit rates of growth in grant dollars in 2007



Source: The Foundation Center, *Foundation Giving Trends*, 2009. Based on all grants of \$10,000 or more awarded by a sample of 1,339 larger foundations.
¹Includes civil rights and social action, community improvement and development, philanthropy and voluntarism, and public affairs.

International giving accounted for close to one quarter of foundation grant dollars in 2007

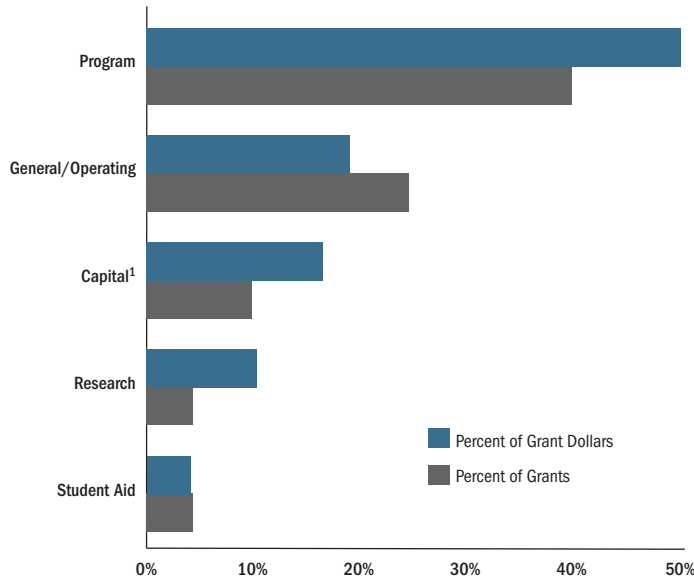


Source: The Foundation Center, *Foundation Giving Trends*, 2009. Based on all grants of \$10,000 or more awarded by a sample of 1,339 larger foundations.

2007 Sampling Base

The Foundation Center's circa 2007 grants database includes all grants of \$10,000 or more awarded by 1,339 of the largest U.S. foundations—including the 15 largest funders in nearly every state—and reported to the Center between October 2007 and September 2008. Grants were awarded primarily in 2007 or 2006. These grants totaled \$21.6 billion and represented more than half of total grant dollars awarded by all U.S. independent, corporate, community, and grantmaking operating foundations. See Appendix A in *Foundation Giving Trends*, 2009 Edition, for more detailed sampling information.

Program support accounted for half of foundation grant dollars in 2007



Source: The Foundation Center, *Foundation Giving Trends*, 2009. Based on all grants of \$10,000 or more awarded by a sample of 1,339 larger foundations.
¹Includes endowment funds.

About Foundation Giving Trends

Foundation Giving Trends, 2009 Edition, documents the grantmaking patterns of a sample of the largest private and community foundations in 2007 and tracks changes in funding trends since 1997. The report examines giving (based on grant authorizations when available) by subject focus, recipient type, type of support, population group served, and geographic focus. It also details differences in funding trends by foundation size, region, and type. *Foundation Giving Trends* is part of the *Foundations Today Series* of annual research reports on foundation growth and trends in foundation giving.

ORDER TODAY!

Foundation Giving Trends, 2009 Edition, is available for \$45 or as part of the *Foundations Today Series*, our annual three-book set of research reports (\$95).

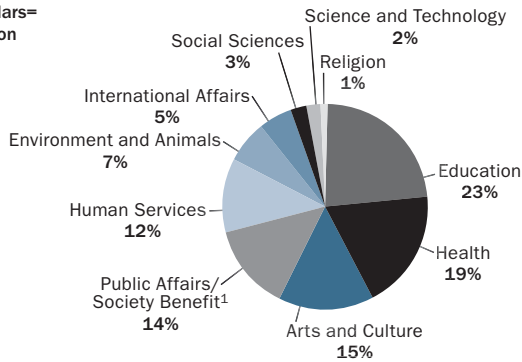
Online: foundationcenter.org/marketplace

Toll-Free: (800) 424-9836 (9 am–5 pm EST)

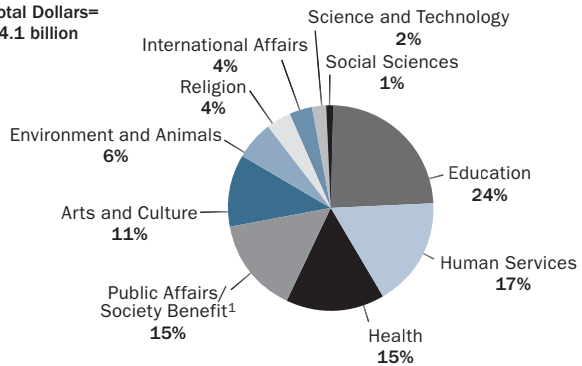
Call for bulk order discount information or to pay by check.

Foundations in the Northeast, Midwest, and South favored education in 2007; funders in the West prioritized health

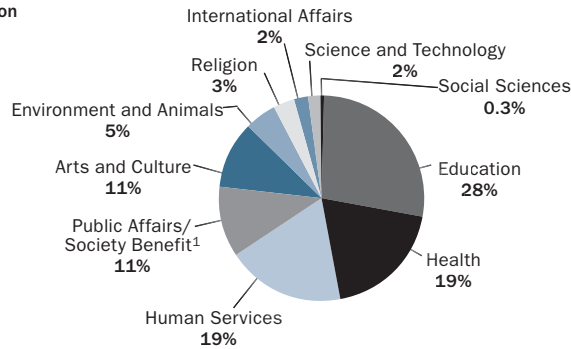
NORTHEAST
Total Dollars=
\$6.1 billion



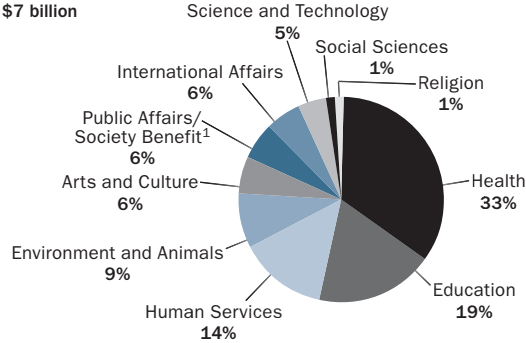
MIDWEST
Total Dollars=
\$4.1 billion



SOUTH²
Total Dollars=
\$4.1 billion



WEST
Total Dollars=
\$7 billion



Source: The Foundation Center, *Foundation Giving Trends*, 2009. Based on all grants of \$10,000 or more awarded by a sample of 1,339 larger foundations. Due to rounding, figures may not add up.
¹Includes civil rights and social action, community improvement and development, philanthropy and voluntarism, and public affairs.
²Figures for the South exclude the District of Columbia. The 16 DC-based foundations in the sample awarded 2,896 grants totaling \$266.8 million.