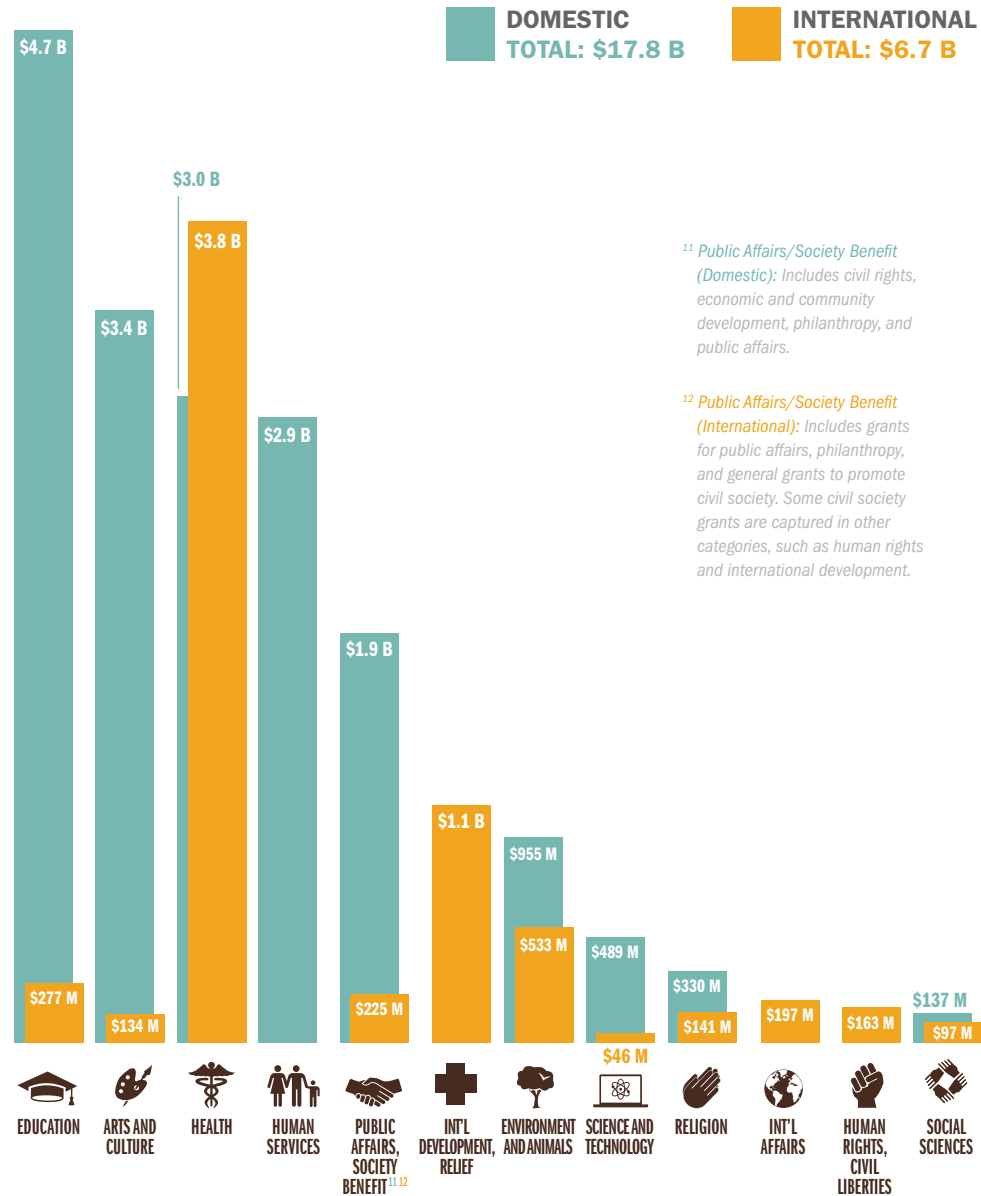


# GRANT FOCUS

**IN 2011**  
A SUBSET OF THE NATION'S  
**LARGEST FOUNDATIONS**  
AWARDED OVER  
**27% OF GRANT DOLLARS**  
IN SUPPORT OF  
**INTERNATIONAL ACTIVITIES**

**Geography.** The vast majority of U.S. foundations focus their giving on the communities in which they are located. Some also focus their grantmaking at the regional or national level. At the same time, a number of the nation's largest foundations—as well as a few smaller foundations—engage in international grantmaking, whether directly to organizations in other countries or through support for international programs conducted by organizations based in the United States. As the many thousands of newer foundations established by younger, more globally focused donors come of age, the number of foundations that incorporate an international focus in their work will undoubtedly continue to grow.

## BY ISSUE FOCUS



## DID YOU KNOW?

### DOMESTIC



Organizations located in California received the most domestic foundation grant dollars (\$2.7 billion).



Los Angeles-based University of Southern California was the top recipient of domestic grant dollars.

### INTERNATIONAL



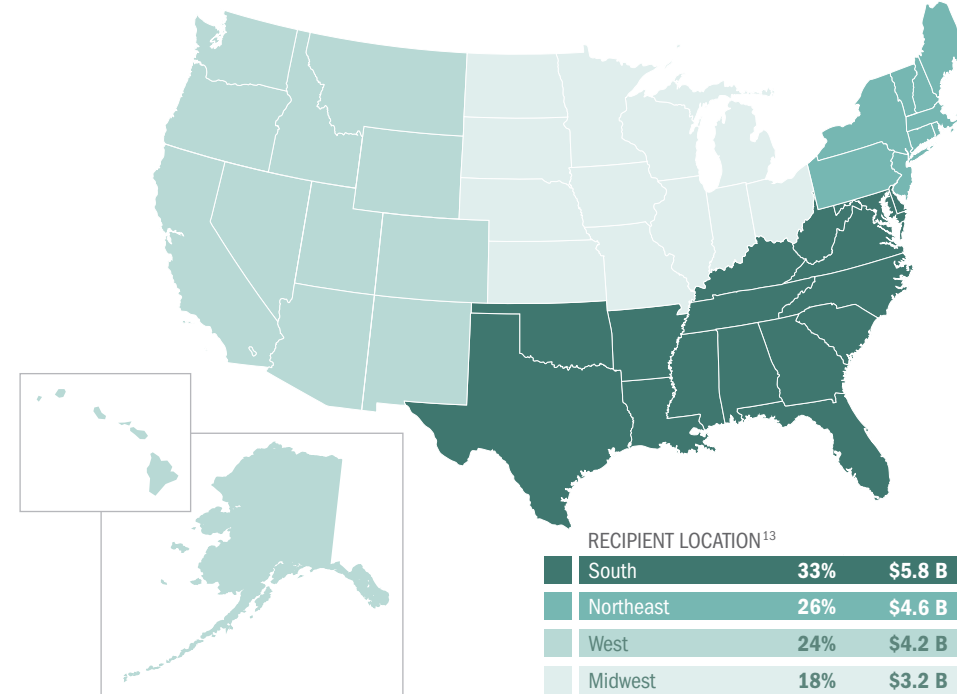
The Bill & Melinda Gates Foundation has been the top international funder since 2004.



Switzerland-based Global Alliance for Vaccines and Immunization (GAVI) was the top recipient of international grant dollars.

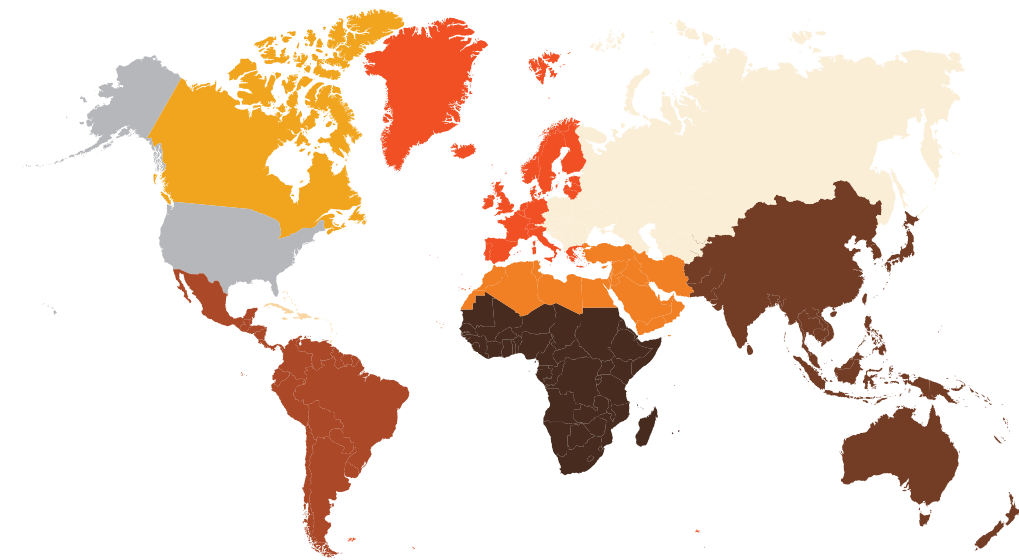
## BY GEOGRAPHY

### DOMESTIC



<sup>13</sup> Funding may support local, regional, or national projects.

### INTERNATIONAL<sup>14</sup>



### GEOGRAPHIC FOCUS

Region	Percentage	Total (\$ B)
Sub-Saharan Africa	20%	\$1.4 B
Asia and the Pacific	17%	\$1.1 B
Latin America and Mexico	6%	\$374 M
Western Europe	4%	\$271 M
North Africa and the Middle East	4%	\$266 M
Canada	1%	\$84 M
Caribbean	1%	\$73 M
Eastern Europe, Central Asia, and Russia	1%	\$70 M

<sup>14</sup> International grants often benefit a specific country or region. However, as grants with a focus on multiple regions do not specify the share of support that targets each region, the full value of these grants is counted in the totals for each specified region. In addition, foundations made human rights grants not reflected in this graphic focused on "developing countries" and on providing a global benefit (12% and 31% of the number of international grants awarded, respectively).

## TOP FUNDERS

### DOMESTIC

Walton Family Foundation <sup>15</sup>	\$1.4 B
Bill & Melinda Gates Foundation	\$482 M
Robert Wood Johnson Foundation	\$323 M
W.K. Kellogg Foundation	\$273 M
Ford Foundation	\$226 M
Greater Kansas City Community Foundation <sup>15</sup>	\$200 M
Lilly Endowment	\$200 M
Andrew W. Mellon Foundation	\$185 M
W.M. Keck Foundation	\$184 M
Susan Thompson Buffett Foundation	\$179 M

### INTERNATIONAL

Bill & Melinda Gates Foundation	\$3.9 B
Ford Foundation	\$189 M
Susan Thompson Buffett Foundation	\$167 M
David and Lucile Packard Foundation	\$115 M
Bloomberg Family Foundation <sup>15</sup>	\$104 M
Gordon and Betty Moore Foundation <sup>15</sup>	\$100 M
William and Flora Hewlett Foundation	\$98 M
Rockefeller Foundation	\$97 M
John D. and Catherine T. MacArthur Foundation	\$89 M
Carnegie Corporation of New York	\$63 M

<sup>15</sup> Giving amount reflects 2010 grants data, the most current available for this foundation when the analytic set was created.