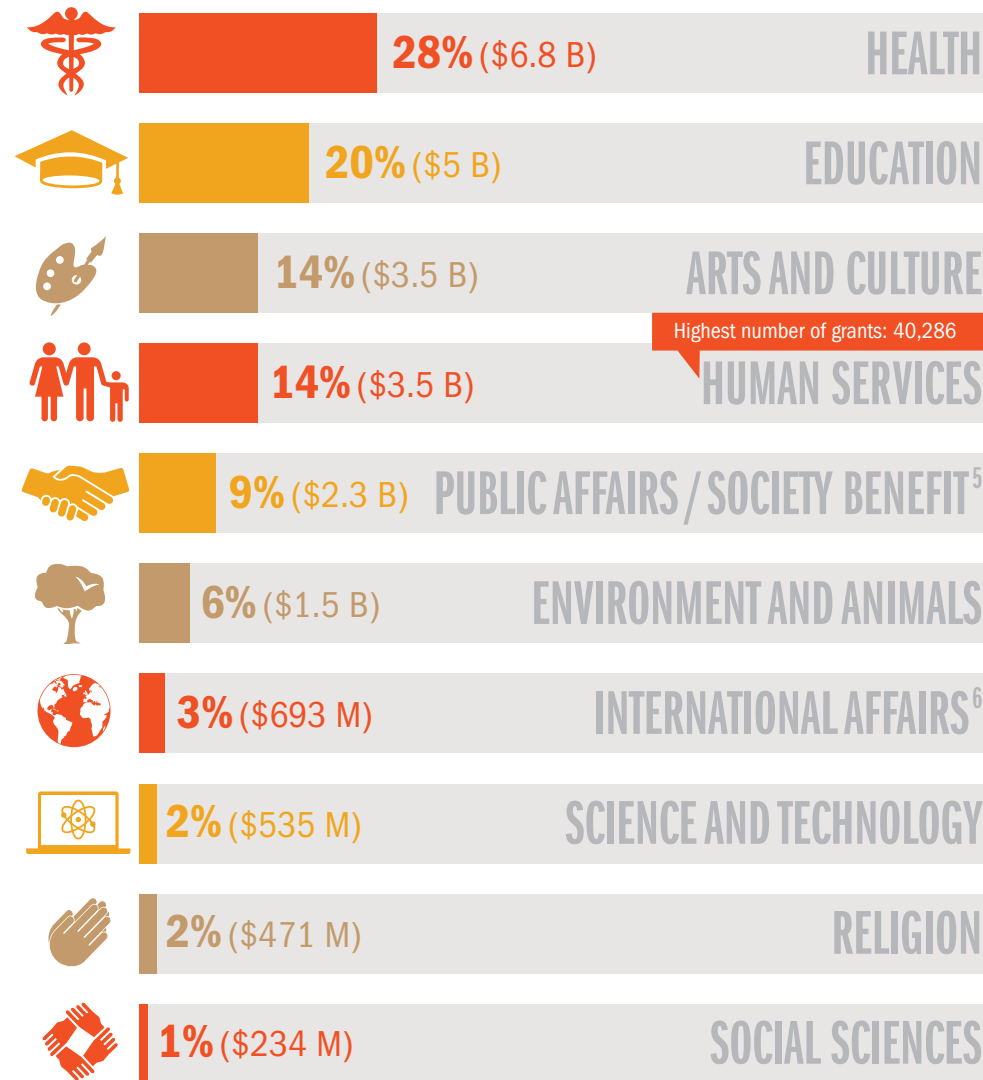


# GRANT FOCUS

**IN 2011**  
A SUBSET OF THE NATION'S  
LARGEST FOUNDATIONS  
AWARDED NEARLY  
**148,000 GRANTS**  
TOTALING  
**\$24.5 BILLION**

**Priorities.** Foundations have the flexibility to determine the what, where, who, and how of their grantmaking activities. They are actively funding in nearly every issue area across the globe, from reforming public education in the United States to securing access to safe drinking water in the developing world. Some foundations see making a small number of very large, targeted grants as being most effective in achieving their goals. Others emphasize providing many smaller, unrestricted grants to a variety of organizations. Similarly, some grantmakers focus their giving on specific populations, such as the economically disadvantaged, LGBT populations, or Black men and boys, while others believe impact will be achieved by targeting populations generally. This range of priorities and approaches illustrates the role of foundations as a critical source of support for new strategies and opportunities throughout the social sector.

## BY ISSUE FOCUS




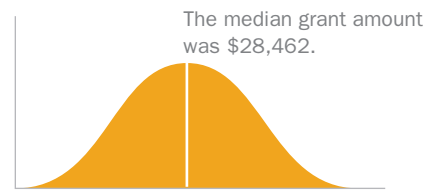
<sup>5</sup> Includes civil rights, economic and community development, philanthropy, and public affairs.

<sup>6</sup> Includes international affairs, peace and security, and human rights. Does not include all international giving by U.S. foundations.

## DID YOU KNOW?



The Bill & Melinda Gates Foundation made the single largest grant: \$967 million over 5 years to the Global Alliance for Vaccines and Immunization (GAVI) for general operating support.

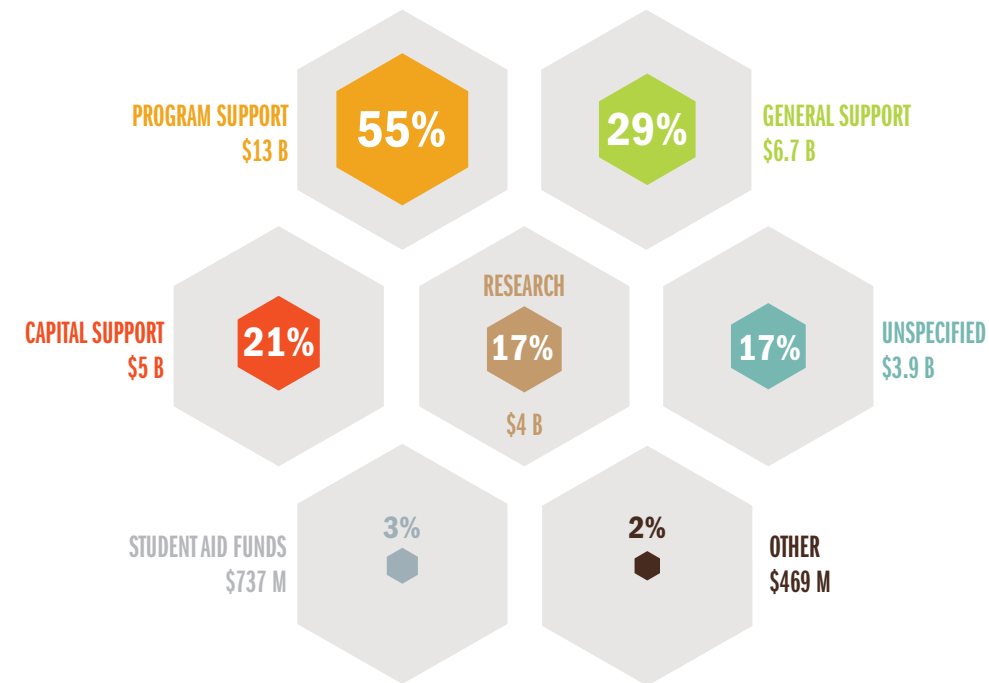


The top 1 percent of recipients captured half of grant dollars.



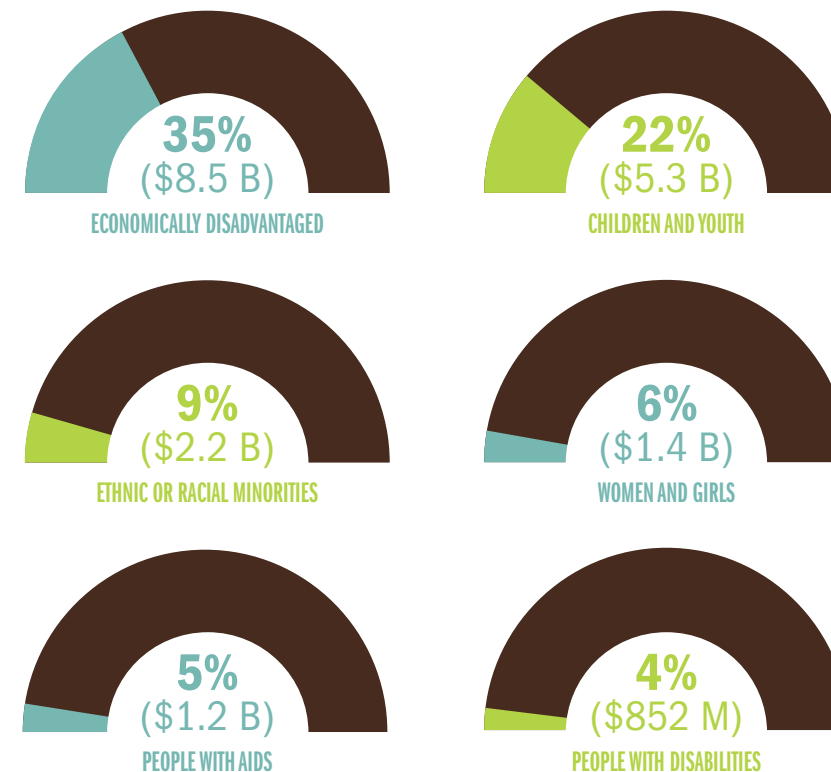
More than 56,000 unique organizations worldwide received grants from these large foundations.

## BY TYPE OF SUPPORT<sup>7</sup>



<sup>7</sup> Grants may occasionally be for multiple types of support and would therefore be counted more than once. As a result, percentages tallied across categories total to more than 100 percent. Finally, close to one-fifth of grant dollars could not be coded for a specific type of support because foundations did not provide this information.

## BY POPULATION FOCUS<sup>8</sup>



<sup>8</sup> Figures based on grants awarded to organizations that could be clearly identified as serving specific populations or grants whose descriptions indicated a benefit for a particular population. Grants benefiting multiple population groups are counted in each applicable category. The chart excludes groups that were the focus of less than 4 percent of grant dollars. Finally, 52 percent of grant dollars could not be coded for a specific population group.

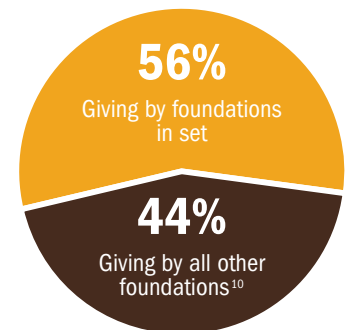
## WHAT'S INCLUDED

The Foundation Center reports on how foundations give by collecting and coding grants awarded by a set of the largest U.S. foundations. Following are details on what the 2011 set included:

- ✓ 1,122 of the top U.S. foundations by giving
- ✓ Top 15 funders by giving in most states
- ✓ All of their grants of \$10,000 or more
- ✓ Domestic and international grants
- ✓ Full authorized grant amounts in the year the grant was made (if available)
- ✓ Primarily 2011 data, although 2010 for some foundations
- ✓ Grants from unrestricted and donor-advised funds<sup>9</sup> at community foundations

<sup>9</sup> If provided by the foundation.

- ✓ **OVER HALF OF U.S. FOUNDATION GIVING EACH YEAR**



<sup>10</sup> Excludes giving by operating and corporate foundations created by pharmaceutical corporations to distribute medications.

- ✗ Grants to individuals
- ✗ Grants from restricted funds at community foundations
- ✗ Grants from public charities, other than community foundations